



2020





# GLOBAL FOOTPRINT

Schumacher is Headquartered in Mount Prospect, IL, and with factories in China, Mexico, Italy and Belgium, Schumacher designs and produces the most reliable battery chargers in the world and custom transformers for the electronics industry. Product lines include jump starters, power inverters, booster cables, 12 Volt accessories, lithium products, electronic assemblies, smart home connected products, specialty assemblies, linear power transformers and high frequency magnetics, for retail and professional markets.



USA | MEXICO | BELGIUM | ITALY | CHINA | AUSTRALIA

## TABLE OF CONTENTS:

COMPANY HISTORY	2-5
BATTERY CHARGERS	6-27
JUMP STARTERS	28-35
PORTABLE POWER	36-39
POWER CONVERTERS	40-45
BATTERY TESTERS	46-49
WORK LIGHTS	50-59
SCHULINK	60-63
12V ACCESSORIES	64-69
FARM & RANCH	70-75
DSR PROSERIES	76-84





# HISTORY & DNA

The company was formed in 1947 in Chicago, Illinois. We rented a loft building with an area of 5,000 square feet to manufacture coils, small chokes and output transformers. In 1949, we moved to a larger building and leased 14,000 square feet to manufacture chokes, output transformers, yoke coils for TV picture tubes and large power transformers.

By 1958, we purchased the 60,000 square foot building due to the expansion of color TV. In 1959, the company formed Apex Coil, Transformer and Solenoid manufacturing in Quincy, Illinois. We also purchased Acme Corporation to manufacture ballasts for the lighting industry. By 1961, we purchased a battery charger company. That was also the year we built the Rensselaer, Indiana plant. In 1963, we purchased the Crest Transformer plant in Hoopeston, Illinois.

Today, Schumacher Electric Corporation is one of the largest battery charger manufacturers.



OVER 70 YEARS OF INNOVATION

ICONIC AMERICAN BRAND







# OVER 70 YEARS OF INNOVATION

Since 1947, **Schumacher Electric Corporation** has been leading change and driving performance to exceed its customers' expectations. Engineered patented technologies and award-winning marketing makes Schumacher the brand of choice. Schumacher's legacy is its commitment to quality and exceptional customer service. Schumacher brings experience, innovation and excellence to the next generation of battery maintenance... the #1 name in battery chargers around the world.

*Don Schumacher*  
Don Schumacher







# BATTERY CHARGER FEATURES

12V

charges 12V batteries

6V/12V

charges 6V/12V batteries

12V/24V

charges 12V/24V batteries



**Fully Automatic Battery Charger/Maintainer**  
keeps stored lead-acid batteries charged,  
charges and maintains small batteries

AUTO

**Scrolling Digital Messaging**  
The easy-to-read, animated display provides  
step-by-step instructions to properly charge  
your battery



**Hook Attachment**  
hang outside the work area  
for safety and convenience



**Microprocessor Controlled**  
multi-stage charging for added  
precision, safety and battery life

AVD

**Auto-voltage Detection**  
automatically detects  
6 or 12 volt batteries



**Float Mode Monitoring**  
automatically maintains optimum  
battery charge



**Engine Start**  
powerful enough for starting SUVs  
and trucks



**Reverse Hook-up Protection**  
helps protect battery and charger  
from damage



**Start/Stop Button**  
simply press the button  
to start or stop charging



**Charges compatible battery types**  
standard. AGM, Gel & deep-cycle batteries



**“Connect It & Forget It” All Season**  
monitors and maintains the battery when fully  
charged; resumes continuous charging  
when battery becomes discharged



**Schu Eco Energy**  
meets the highest industry standards  
for energy efficiency



# BATTERY CHARGERS

## Experience the most advanced charging technology.

Schumacher Electric’s innovative battery chargers offer a wide range of features and amperages and various sizes and shapes, from heavy-duty wheel chargers with built-in testers to maintainers the that fit in your hand. Features include maintain, boost, charge and engine start modes, along with 6V, 12V or 24V output. Schumacher chargers and maintainers are fully automatic, microprocessor controlled and easy to set up: “Connect it and forget it”. The connected charger features innovative technology, such as auto-voltage detection, multi-stage charging and quick connectability. All of your charging needs are covered in this DOE compliant line.


# BATTERY MAINTAINERS

Energy-efficient solutions for various applications—charge and maintain power sport, car and boat batteries.

## SC1278 7500 mAh 12V Fully Automatic Battery Maintainer

Great for basic maintaining applications. Easy to use.


- Rated for 300 CCA
- Charging status LED indicator
- Wall plug charger
- Multi-stage charging for added precision, safety and battery life
- Float mode monitoring
- Reverse hook-up protection



## SC1299 8000 mAh 12V Fully Automatic Battery Maintainer

For maintaining all power sport, car and boat batteries.

- Rated for 300 CCA
- Charging status LED indicator
- Wall plug charger
- Multi-stage charging for added precision, safety and battery life
- Float mode monitoring
- Reverse hook-up protection



## SP1295 1A 6V/12V Fully Automatic Battery Charger/Maintainer

For maintaining all power sport, car and boat batteries.

- Charges small batteries and keeps stored lead-acid batteries charged
- 20 ft. quick-connect cord—attaches either of the two connectors in seconds.
- LEDs indicate Power On and Charging Status



## SC1300 1.5A 6V/12V Fully Automatic Battery Maintainer

Approved for under-the-hood mounting.

- Specially designed for vehicles in storage and cold weather battery maintenance
- Quick and easy attachment anywhere, including fender wells and battery trays
- Rugged molded plastic case resists gasoline, oil, water, solvents and acid
- Includes double-sided adhesive and cable tie for mounting (mounting bracket sold separately)



## SC1319 1.5A 6V/12V Fully Automatic Battery Maintainer

Maintains all power sport, car and boat batteries.

- Quick-connect harness—attaches either connector in seconds
- Charging status LED indicator



## SC1343 1.5A 6V/12V Fully Automatic Battery Maintainer

Great for maintaining all power sport, car and marine batteries. Easy hook up with quick-connectors.

- Quick-connect harness—attaches either connector in seconds
- Charging status LED indicator



## SC1355 1.5A 6V/12V Fully Automatic Battery Maintainer

Great for maintaining all power sport, car and boat batteries. Quick-connectors allow easy hook up.

- Quick-connect harness—attaches either connector in seconds
- Charging status LED indicator





**SP1296**    **2A 6V/12V**  
Fully Automatic Charger/Maintainer

**Great for maintaining all power sport, car and boat batteries. Quick-connectors allow easy hook up.**

- Quick-connect harness—attaches either connector in seconds
- Charging status LED indicator
- Non-conductive rust-proof case



**SC1318**    **2A 6V/12V**  
Fully Automatic Battery Maintainer

**Great for maintaining all power sport, car and marine batteries. Quick-connectors allow easy hook up.**


- Quick-connect harness—attaches either connector in seconds
- Charging status LED indicator



**SC1272**    **2A 6V/12V**  
Fully Automatic Battery Maintainer

**Great for maintaining motorcycle, car and marine batteries. Convenient hook attachment to hang outside of work area.**

- Monitors the battery and resumes continuous charging when battery becomes discharged
- Glowing charger status interface
- Rated for 300 CCA



**SP1356**    **3A 6V/12V**  
Fully Automatic Battery Charger/Maintainer

**Perfect for motorcycle batteries. Convenient hook attachment to hang outside of work area.**

- Scrolling digital messaging—provides step-by-step instructions
- Quick-connect harness—attaches any of the three connectors in seconds
- Charges small batteries and keeps stored lead-acid batteries charged



**SP1297**    **3A 6V/12V**  
Fully Automatic Battery Charger/Maintainer

**Perfect for motorcycle, car and marine batteries. Convenient hook attachment to hang outside of work area.**


- Scrolling digital messaging—step-by-step instructions
- Quick-connect harness
- Automatically maintains optimum battery charge
- Keeps stored Lead-acid or Lithium Ion batteries charged; charges and maintains small batteries.



**SC1409**    **6V/12V 2-Bank Charger/Maintainer**  
4A total output—2A per bank

**Great for maintaining all power sport, car and boat batteries. Easy to hook up with the quick-connectors.**

- Hook attachment—hang charger outside the work area, for safety and convenience
- Mounting holes for wall placement
- Charging status LED indicator



**SC1410**    **6V/12V 2-Bank Charger/Maintainer**  
4A total output—2A per bank

**Great for maintaining all power sport, car and boat batteries. Easy to hook up with the quick-connectors.**

- Hook attachment—hang charger outside the work area, for safety and convenience
- Mounting holes for wall placement
- Charging status LED indicator



**SP-200**    **2.4 W 12V**  
Solar Battery Charger/Maintainer

**Ideal for boats, cars, motorcycles, snowmobiles, trucks, RVs and more.**

- Environmentally safe
- Water-resistant
- Works in cloudy conditions
- Minimal maintenance
- Extends battery life





**SP-400** 4.8 W 12V  
Solar Battery Charger/Maintainer

Ideal for boats, cars, motorcycles, snowmobiles, trucks, RVs and more.

- Environmentally safe
- Water-resistant
- Works in cloudy conditions
- Minimal maintenance
- Extends battery life



**SP-1500** 15 W 12V  
Solar Charger/Maintainer with Charge Controller

Ideal for boats, cars, motorcycles, snowmobiles, trucks, RVs and more. Includes SPC-7A charge controller for overcharge protection.

- Environmentally safe
- Water-resistant
- Works in cloudy conditions
- Extends battery life with minimal maintenance




**BATTERY CHARGERS**

Our extensive line of energy-efficient battery chargers offers basic everyday charging, advanced charging and engine starting. Fully automatic, with microprocessor-controlled technology, these chargers provide maximum power and precise control for most battery types.

**SC1320** 6A 6V/12V  
Fully Automatic Charger/Maintainer

For basic charging applications and rugged use. Built with a rugged case and classic transformer.

- 6A Charge | 2A Maintain
- Heavy-duty steel case
- LEDs indicate Power On and Charging Status



**SP1298** 6A 12V  
Fully Automatic Battery Charger

For all power sport, car and boat batteries.


- For charging Lithium ion (LiFePO<sub>4</sub>), Standard and AGM batteries
- Scrolling digital messaging—provides step-by-step instructions
- Quick-connect harness—attaches any of the three connectors in seconds
- Hook attachment—hang outside the work area
- Button for display and battery type.
- Charging status LED



**SC1357** 6A 6V/12V  
Fully Automatic Charger/Maintainer

For basic charging applications. Easy to use. Automatically adjusts the amperage rate to charge and maintain

- 6A Charge | 3A Maintain
- LEDs indicate Power On and Charging Status





**SC1321**    **6A 6V/12V**  
Fully Automatic Battery Charger

**For basic charging and maintaining applications.  
Easy to use—just hook it up and push Start.**


- 6A charger | 3A maintainer
- Start/Stop push button interface
- Wrap cleats—provide convenient cord storage



**SC1322**    **10A 6V/12V**  
Fully Automatic Charger/Maintainer

**Fast charger for most charging applications.  
Easy to use—just hook it up and push Start.**


- 10A Charge | 3A Maintain
- LEDs indicate Power On and Charging Status
- Battery type button



**SC1363**    **8A 6V/12V**  
Fully Automatic Battery Charger

**Perfect for basic charging applications and rugged use.**


- Easy to use
- Heavy-duty steel case and classic transformer
- LEDs indicate Power On and Charging Status



**SC1303**    **10A 6V/12V**  
Fully Automatic Battery Charger

**Great for most charging applications.  
Fast and easy to use.**

- 10A Charge | 3A Maintain
- LEDs indicate Power On and Charging Status
- Battery type button



**SC1302**    **8A 12V**  
Fully Automatic Rapid Battery Charger

**Perfect for basic charging applications. Convenient hook attachment  
allows you to hang it outside of work area.**

- Rated for 600 CCA
- Start/Stop interface
- LED indicators for charging status
- Hook attachment



**SC1339**    **10A 12V**  
Fully Automatic Battery Charger

**Perfect for most charging applications.  
Built with a rugged case and classic transformer.**

- LED indicators and button controls—for ease and accuracy
- Start/Stop button interface
- Heavy-duty metal case



**SC1282**    **10A 12V**  
Fully Automatic Battery Charger/Maintainer

**For basic charging applications and rugged use.**

- Rated for 600 CCA
- 2A Maintain
- Start/Stop interface
- Heavy-duty metal case and classic transformer



**SC1358**    **10A 6V/12V**  
Fully Automatic Charger/Maintainer

**Perfect for basic charging and maintaining applications.**

- 10A Charge | 3A Maintain
- Easy to use: just hook it up and it does the rest.
- LEDs indicate Power On and Charging Status
- Battery type button





SC1393

12A 6V/12V  
Fully Automatic Battery Charger

Rapid charge for premium charging applications.  
Fast and easy to use.

- 12A Rapid Charge | 3A Maintain
- Digital display
- LED indicators and push button controls




SC1304

15A 6V/12V  
Fully Automatic Charger/Maintainer

Rapid charger for automotive and marine batteries.  
Fast and easy to use.

- 15A Rapid Charge | 3A Maintain
- Digital display
- LED display/indicators and push button controls




SC1360

15A 6V/12V  
Fully Automatic Charger/Maintainer

Rapid charger for automotive and marine batteries.  
Fast and easy to use.

- 15A Rapid charge
- 8A Charge
- 3A Maintain
- Wrap cleats—for convenient cord storage
- Digital display



SC1359

15A 6V/12V  
Fully Automatic Charger/Maintainer

Perfect for rapidly charging automotive and marine batteries. Fast and easy to use.

- 15A Rapid Charge | 3A Maintain
- Digital display
- LED indicators and push button controls



SC1389

15A 12V 3-Bank On-Board Marine  
Sequential Battery Charger

Ideal for marine deep-cycle batteries—  
charges up to three batteries sequentially.

- IP65 waterproof construction
- Easy push-button controls
- 6 ft input and output cables
- Can be permanently mounted



SC1323

15A 6V/12V  
Fully Automatic Battery Charger

Rapidly charge automotive and marine batteries.  
Fast and easy to use.

- 15A Rapid Charge | 3A Maintain
- Rated for 800 CCA
- Start/Stop interface
- Digital display
- LED indicators



SC1280

15A 6V/12V  
Fully Automatic Battery Charger

Perfect for automotive and marine batteries.  
Fast and easy to use.

- 15A Rapid Charge | 3A Maintain
- Rated for 800 CCA
- Start/Stop interface
- Digital display
- LED indicators



SC1361

50A 12V  
Fully Automatic Charger/Engine Starter

Ideal for everyday engine starting and charging.  
Built with a rugged case.

- 10A Boost
- 6<>2A Charge/Maintain
- Heavy-duty steel case
- LEDs indicate Power On and Charging Status





SC1305

50A 12V  
Fully Automatic Charger/Engine Starter

Ideal for everyday engine starting and charging.  
Built with a rugged case.

- 10A Boost
- 6<>2A Charge/Maintain
- Heavy-duty steel case
- LEDs indicate Power On and Charging Status



SC1340

55A 6V/12V  
Fully Automatic Charger/Engine Starter

Perfect for everyday engine starting and charging.  
Built with a rugged case.

- 10A Boost
- 6<>2A Charge/Maintain
- Heavy-duty steel case
- Start/Stop push button interface
- LED indicators and button controls—for ease and accuracy



SC1306

80A 12V  
Fully Automatic Charger/Engine Starter

Ideal for everyday engine starting and charging.  
Built with a rugged case.

- 20A Boost
- 6<>2A Charge/Maintain
- Heavy-duty steel case
- Start/Stop push button interface
- LED indicators and button controls—for ease and accuracy



SC1362

85A 6V/12V  
Fully Automatic Charger/Engine Starter

For advanced diagnostic testing, engine starting and charging.

- 30A Boost | 6<>2A Charge/Maintain
- Battery and alternator tester—provides charge level and helps diagnose electrical problems
- Digital display, LED indicators and button controls—for ease and accuracy
- Wrap cleats provide convenient cord storage



SC1307

85A 6V/12V  
Fully Automatic Charger/Engine Starter

For advanced diagnostic testing, engine starting and charging.

- 30A Boost | 6<>2A Charge/Maintain
- Battery and alternator tester—provides charge level and helps diagnose electrical problems
- Digital display, LED indicators and button controls
- Wrap cleats provide convenient cord storage



SC1308

100A 6V/12V  
Fully Automatic Charger/Engine Starter

For advanced diagnostic testing, engine starting and charging.

- 30A Boost | 6<>2A Charge/Maintain
- Battery and alternator tester—provides charge level and helps diagnose electrical problems
- Digital display, LED indicators and button controls
- Wrap cleats provide convenient cord storage



SC1341

100A 12V  
Fully Automatic Battery Charger/Engine Starter

Ideal for heavy-duty engine starting and charging.  
Built with a rugged case.

- 20A Boost
- 6<>2A Charge/Maintain
- Heavy-duty steel case
- Start/Stop push button interface
- LED indicators and button controls



SC1281

100A 6V/12V  
Fully Automatic Charger/Engine Starter

Ideal for advanced diagnostic testing, engine starting and charging.

- 30A Boost | 6<>2A Charge/Maintain
- Rated for 1000 CCA
- Battery and alternator tester—provides charge level and helps diagnose electrical problems
- Digital display, LED indicators and button controls






# WHEEL CHARGERS

Schumacher offers wheel chargers for both DIYers and professionals. Designed for high performance and long life, these units feature steel cases with a baked enamel finish and deeply louvered ventilation. High output rates provide ample starting power for most vehicles, plus charging and maintaining capabilities.

## SC1364 150A 12V Fully Automatic Battery Charger/Engine Starter

**Built for heavy-duty engine starting and charging.**  
**20A Boost quickly brings deeply discharged batteries back to life.**

- 20A Boost | 6<>2A Charge/Maintain
- Heavy-duty transformer and steel case
- Compact wheels for easy storage
- LED indicators and button
- Temperature overload protection



## SC1285 200A 12V Fully Automatic Battery Charger/Engine Starter

**Built for heavy-duty engine starting and charging.**  
**40A Boost quickly brings deeply discharged batteries back to life.**

- 40A Boost | 6<>2A Charge/Maintain, Rated for 1000 CCA
- Heavy-duty transformer and steel case
- Temperature overload protection
- Compact wheels for easy storage
- LED indicators and button



## SC1324 200A 12V Fully Automatic Battery Charger/Engine Starter

**Built for heavy-duty engine starting and charging.**  
**40A Boost quickly brings deeply discharged batteries back to life.**


- 40A Boost | 6<>2A Charge/Maintain
- Heavy-duty transformer and steel case
- Retractable handle and compact wheels for easy storage
- LED indicators and button
- Durable steel case



## SC1309 200A 6V/12V Fully Automatic Battery Charger/Engine Starter

**Built for heavy-duty engine starting and charging.**

- 40A Boost | 6<>2A Charge/Maintain
- Heavy-duty transformer and steel case
- Retractable handle and compact wheels for easy storage
- Digital display, LED indicators and button controls
- Durable steel case
- Clamps on front of unit



## SC1353 200A 6V/12V Fully Automatic Battery Charger/Engine Starter

**Built for heavy-duty engine starting and charging.**


- 40A Boost | 6<>2A Charge/Maintain
- Built-in battery and alternator tester
- Compact wheels for easy storage
- Digital display, LED indicators and button controls
- Clamps on front of unit



## SC1325 250A 6V/12V Fully Automatic Battery Charger/Engine Starter

**Built for heavy-duty engine starting and charging.**


- 40A Boost | 6<>2A Charge/Maintain
- Built-in battery and alternator tester
- Retractable handle and compact wheels for easy storage
- Digital display, LED indicators and button controls
- Durable steel case
- Clamps on front of unit



## SC1352 250A 12V | 125A 24V Fully Automatic Battery Charger/Engine Starter

**For engine starting, charging and rugged use.**

- 40A or 20A Boost | 6<>2A Charge/Maintain
- Compact wheels for easy storage
- Scrolling digital display, LED indicators and button controls
- Durable steel case with convenient clamp rest in handle





SC1326

275A 6V/12V  
Fully Automatic Battery Charger/Engine Starter

For engine starting, charging and rugged use.

- 40A Boost | 6<>2A Charge/Maintain
- Compact wheels for easy storage
- Scrolling digital display, LED indicators and button controls
- Durable steel case with convenient clamp rest in handle
- Battery and alternator tester



SC1400

300A 12V | 200A 6V  
Fully Automatic Battery Charger/Engine Starter

Powerful enough for SUVs, trucks and large engines.

- 60A Boost | 6A Charge/Maintain
- Start/Stop interface
- Digital display, LED indicators and push-button controls
- 4-gauge output cables with 12-foot reach
- Heavy-duty 300A color-coded clamps



CHARGE 'N RIDE

Compatible with most Peg Perego®, Power Wheels®, Action Wheels®, Kid Trax®, Rollplay®, Pulse Performance Products®, Dynacraft®, Huffy®, Razor® and Schumacher® batteries for 3- and 4-wheel powered ride-on toys.\*

TB1

4.5 Ah 6V  
Rechargeable Replacement Battery

For KID TRAX® model KT1269WM ride-on toys or other 6V Kid Trax® ride-on toys using the “B” connector.\*

- Recharge the battery with only a Kid Trax® 6V charger with an “A” connector\*



TB3

9.5 Ah 12V  
Rechargeable Replacement Battery

Rechargeable replacement battery for powered ride-on toys.

- Compatible with 12V Power Wheels® ride-on toys.\*
- This replacement battery can be recharged with the Power Wheels® supplied charger.\*
- For best results, use the Schumacher® CR7 Automatic Battery Charger to recharge.



TB4

12 Ah 12V  
Rechargeable Replacement Battery

Rechargeable replacement battery for 12V Peg Perego® ride-on toys.\*

- This replacement battery can be recharged with the Peg Perego® supplied charger.\*
- For best results, use the Schumacher® CR6 Automatic Battery Charger to recharge.



\*These are registered trademarks of independently owned and operated companies. This product has not been licensed or endorsed by these companies or their manufacturers. Peg Perego® is a registered trademark of Peg Perego USA, Inc. Power Wheels® is a registered trademark of Mattel, Inc. Action Wheels is a registered trademark of Ballard Pacific Resources, Inc. Kid Trax® is a registered trademark of Pacific Cycle, LLC. Rollplay® is a registered trademark of Goodbaby Children's Products, Inc. Pulse Performance Products® is a registered trademark of Bravo Sports, Inc. Dynacraft® is a registered trademark of Dynacraft BSC, Inc. Huffy® is a registered trademark of Huffy Corporation. Razor® is a registered trademark of Razor USA LLC.



CR5

3A 6V/12V  
Universal Charger for Ride-on Toys

Great for charging most ride-on toys. Quick-connect harness allows you to quickly attach any connector in seconds.

- TAMT6-12V Action Wheels® 6V/12V battery cable connector included\*
- TAKT12V Kid Trax® 12V battery cable connector included\*
- LEDs indicate Power, Charging Status, Bad Battery
- Quick-connect harness attaches connectors in seconds



CR6

3A 6V/12V  
Universal Charger for Ride-on Toys

For charging most ride-on toy batteries.

- TAH6V Kid Trax®/Rollplay® 6V battery cable connector included\*
- TAPP12V Peg Perego® 12V battery cable connector included\*
- LEDs indicate Power, Charging Status, Bad Battery
- Quick-connect harness attaches connectors in seconds



CR7

3A 6V/12V  
Universal Charger for Ride-on Toys

For charging most ride-on toy batteries.

- TAP12V Pulse Performance Products®/Dynacraft®/Huffy®/Razor® 6V/12V battery cable connector included\*
- TAFP12V Power Wheels® 12V battery cable connector included\*
- LEDs indicate Power, Charging Status, Bad Battery
- Quick-connect harness attaches connectors in seconds



CR8

1.5A 24V  
Universal Charger for Ride-on Toys

Great for charging most ride-on toys with 24V batteries.

- LEDs indicate Power, Charging/80% Charged/100% Charged, Bad Battery
- Quick-connect harness attaches connectors in seconds
- TAD24V Dynacraft® 24V battery cable connector included\*
- TAR24V Razor® 24V battery cable connector included\*



TAD24V

24V Battery Cable Connector  
For charging Dynacraft® Ride-on Toys\*



TAFP12V

12V Battery Cable Connector  
For charging Fisher-Price® Power Wheels® Ride-on Toys\*



TAH6V

6V Battery Cable Connector  
For charging Kid Trax®/Goodbaby® Ride-on Toys\*



TAKT12V

12V Battery Cable Connector  
For charging Kid Trax® Ride-on Toys\*



TAMT6-12V

6V/12V Battery Cable Connector  
For charging Action Wheels® Ride-on Toys\*



TAP12V

12V Battery Cable Connector  
For charging Dynacraft®, Pulse Performance Products®, Huffy® and Razor® Ride-on Toys\*



TAPP12V

12V Battery Cable Connector  
For charging Peg Perego® Ride-on Toys\*



TAR24V

24V Battery Cable Connector  
For charging Razor® Ride-on Toys\*



\*These are registered trademarks of independently owned and operated companies. This product has not been licensed or endorsed by these companies or their manufacturers. Peg Perego® is a registered trademark of Peg Perego USA, Inc. Power Wheels® is a registered trademark of Mattel, Inc. Action Wheels is a registered trademark of Ballard Pacific Resources, Inc. Kid Trax® is a registered trademark of Pacific Cycle, LLC. Rollplay® is a registered trademark of Goodbaby Children's Products, Inc. Pulse Performance Products® is a registered trademark of Bravo Sports, Inc. Dynacraft® is a registered trademark of Dynacraft BSC, Inc. Huffy® is a registered trademark of Huffy Corporation. Razor® is a registered trademark of Razor USA LLC.

\*These are registered trademarks of independently owned and operated companies. This product has not been licensed or endorsed by these companies or their manufacturers. Peg Perego® is a registered trademark of Peg Perego USA, Inc. Power Wheels® is a registered trademark of Mattel, Inc. Action Wheels is a registered trademark of Ballard Pacific Resources, Inc. Kid Trax® is a registered trademark of Pacific Cycle, LLC. Rollplay® is a registered trademark of Goodbaby Children's Products, Inc. Pulse Performance Products® is a registered trademark of Bravo Sports, Inc. Dynacraft® is a registered trademark of Dynacraft BSC, Inc. Huffy® is a registered trademark of Huffy Corporation. Razor® is a registered trademark of Razor USA LLC.



# CHARGER ACCESSORIES

Schumacher offers a wide variety of durable accessories for battery chargers and maintainers—great for both garage and under-the-hood environments. Accessories include quick-connect cables, wall mounts and battery indicators to help you get the job done. The ring terminals easily attach to hard to reach batteries, keeping your battery charged between rides and maintained in the off-season. Its covered, 7.5A in-line, replaceable fuse provides overload protection for the battery and cable, while the weather-guard cap protects the cable from the elements when not in use.

And the SA827 allows you to mount a unit outside of the work area—perfect for some of our chargers/maintainers.

## SA827 Wall Mount Bracket

Mount outside the work area for safety and convenience. Perfect for some Schumacher chargers/maintainers.

- Mounting hardware included
- Compatible with SP6 and SP1298 models



## WM-12 Battery Charging Wire Harness

For battery chargers/maintainers. Quick and easy to connect.

- 12-inch cable
- Weather-guard cap
- Connects directly to any Schumacher charger/maintainer of 5A and under, to keep battery charged between rides and maintained in the off-season



## WM-24 Deluxe Battery Charging Wire Harness

For battery chargers/maintainers. Quick and easy to connect.

- 24-inch cable
- 7.5A in-line fuse receptacle with cover
- Weather-guard cap
- Connects directly to any Schumacher charger/maintainer of 5A and under, to keep battery charged between rides and maintained in the off-season



## SA831 12V Ring Terminal Battery Indicator Cable

Provides instant indication of battery status for 12V batteries.

- Durable design for outdoor and under-the-hood environments
- Ring terminals connect quickly and easily to battery
- 24-inch, 18 AWG cable
- 3-color battery status LED provides 24/7 battery health information
- Weather-guard cap
- 15A replaceable in-line fuse for extra overload protection



## EC-25 25 Ft. Cable Connector Extension Cord

Extension cord for Schumacher chargers/maintainers with quick-connect harness.

- 25 feet long
- Protective caps on both ends



## SPC-7A Solar Charge Controller

Protection for your 12V lead-acid batteries and solar panels.

- Handles up to 7 Amps of solar array current and up to 100 watts of solar power.



## SA890 Premium Plastic Covered Clamp

- Compatible with Schumacher Chargers with Quick-Connect
- Quick-Connect in seconds
- Color-coded clamps




## SA891 12V DC Port Cable

- Compatible with Schumacher chargers with Quick-Connect
- For charging/maintaining power sports, cars and truck through 12V DC port
- Quick-Connect in seconds







## JUMP STARTER FEATURES



Lithium Ion Technology



**LCD Display with On/Off button**  
easy-to-read display shows battery capacity and input/output



**3A USB Port**  
33% faster charging designed for input and output use.



**USB Port**  
charge all USB devices, including smartphones and tablets



**Qualcomm® Quick Charge™ Technology**  
quick charge technology makes charging mobile devices 4X faster



**12V DC Port**  
for 12V electronic devices or applications



AGM Technology—Lead-Acid Maintenance-Free



**Built-In LED Light**  
energy efficient ultra bright LEDs



**Reverse Hook-up Protection**  
helps protect battery and jump starter from damage



**Power Inverter**  
120V AC power—to power small appliances and electronics



**Air Compressor**  
with pressure gauge, nozzles & storage area; for sports balls, car and bike tires



**High-Low Air Inflator/Deflator**  
for inflatable mattresses, pool rafts and beach balls



**Schu Eco Energy**  
meets the highest industry standards for energy efficiency



## JUMP STARTERS

**Power on-demand, anywhere, anytime.**

The Schumacher Portable Power Station is a jump starter and a versatile AC, 12V and USB power source, plus air compressor. A must-have for emergency power and jump starting, tailgating, camping, boating and automotive. It also charges all of your mobile devices. The Schumacher Lithium Portable Power is a jump starter and a versatile USB power source, with Qualcomm® QuickCharge™ Technology. Be prepared take it everywhere you go—power on demand, anywhere, anytime.



# LITHIUM ION JUMP STARTERS

Compact and lightweight, yet powerful, these lithium ion jump starters quickly start vehicles in emergencies. They also provide fast charging for mobile devices, such as smart phones, mp3 players and tablets. Our water-resistant models are ideal for power sports and marine applications.

## SL1338 400 Peak Amp Lithium Ion Jump Starter/Power Pack

Works with 4 cylinder cars—ideal for power sports and motorcycles.

- Lithium Polymer battery—Provides longer life and more charge cycles
- Compact design with soft-touch finish
- 2.4A USB port—2X faster charging for all USB devices, including smart phones, mp3 players and tablets
- Built-in 3-mode LED light



## SL1399U 400 Peak Amp Lithium Ion Tactical Jump Starter Light

Ideal for power sports and cars with 4 cylinder engines

- 600 Lumen LED light with multiple settings
- Battery clamps with smart cable—protects unit and vehicle battery
- 2.1A USB port—fast charging for all USB devices
- Durable aluminum alloy case with metal end-cap



## SL1314 600 Peak Amp Lithium Ion Jump Starter/Power Pack

Ideal for power sports, motorcycles and 4-6 cylinder cars. Provides 600 peak amps of power in a compact case.

- Lithium Ion Polymer battery—Provides longer life and more charge cycles
- Compact design with soft-touch finish
- 2.1A + 1A USB ports—2X faster charging for all USB devices, including smart phones, mp3 players and tablets
- Built-in 3-mode LED light



## SL1369 600 Peak Amp Lithium Ion Jump Starter/Power Pack

Compact water-resistant case makes it ideal for wet and rugged conditions.

- Quickly jump start vehicles in emergencies
- Lithium Ion Polymer battery—provides longer life and more charge cycles
- Compact design with soft-touch finish
- 2.4A + 1A USB ports—2X faster charging for all USB devices, including smart phones, mp3 players and tablets
- Built-in 3-mode LED light



## SL1327 800 Peak Amp Lithium Ion Jump Starter/Power Pack

Provides 800 peak amps of power in a compact case. Ideal for 8 cylinder cars.

- Lithium Polymer battery—provides longer life and more charge cycles
  - LCD display with power button
  - Compact design with soft-touch finish
  - Built-in 3-mode LED light
  - Qualcomm® Quick Charge™ 3.0 Technology port
- Qualcomm is a trademark of Qualcomm Incorporated, registered in the United States and other countries. Quick Charge is a trademark of Qualcomm Incorporated. All Qualcomm Incorporated trademarks are used with permission.



## SL1391 800 Peak Amp Lithium Ion Tactical Jump Starter Light

Ideal for cars and trucks with 4-8 cylinder engines

- 600 Lumen LED light with multiple settings—up to 7 hours of run time
- Works with V8 engines, 4-8 cylinders
- Battery clamps with smart cable—protects unit and vehicle battery
- 2.1A USB port—fast charging for all USB devices
- Durable aluminum alloy case with metal end-cap



## SL1317 1000 Peak Amp Lithium Ion Jump Starter/Power Pack

Ideal for cars with up to 10 cylinders. Provides 1000 peak amps of power in a compact case.

- Lithium Polymer battery—provides longer life and more charge cycles
  - LCD display with power button
  - 3A input/output USB port
  - Built-in 3-mode LED light
  - Qualcomm® Quick Charge™ 3.0 Technology port
- Qualcomm is a trademark of Qualcomm Incorporated, registered in the United States and other countries. Quick Charge is a trademark of Qualcomm Incorporated. All Qualcomm Incorporated trademarks are used with permission.



SL1398

1000 Peak Amp

Lithium Ion Tactical Jump Starter Light

- 1000 PA jump starter—quickly starts vehicles in emergencies. Ideal for cars and trucks with V10 engines, 4-10 cylinders.**
- 600 Lumen LED light with multiple settings—up to 7 hours of run time
  - Battery clamps with smart cable—protects unit and vehicle battery
  - 2.1A USB port—fast charging for all USB devices
  - Durable aluminum alloy case with metal end-cap



SL1316

1000 Peak Amp

Lithium Ion Jump Starter/Power Pack

- Ideal for power sports, motorcycles and up to 10 cylinder cars. TSA checkpoint friendly, 1000PA of power in a compact case.**
- Lithium Iron Phosphate battery for longer life and more charge cycles
  - Scrolling digital display with step-by-step instructions
  - 12V DC port adapter. Also works with memory savers (not included).
  - Ultra-bright LED light—use as a work light or flash as a hazard signal



SL1397

1000 Peak Amp

Lithium Ion Jump Starter/Power Pack

- Provides 1000 PA power. Ideal for cars with up to 10 cylinders.**
- Lithium Polymer battery for longer life and more charge cycles
  - Heavy-duty 8-gauge cables
  - 2.4A USB output port
  - Built-in ultra-bright LED light



SL1439

1200 Peak Amp

Lithium Ion Jump Starter/Power Pack

- 1200 Peak amps power for jump starting vehicles in emergencies.**
- 2.4A USB output port
  - Built-in light—energy-efficient ultra bright LEDs
  - Smart clamps
  - 150 psi air compressor
  - Heavy-duty 8-gauge cables
  - Hook-up safeguard alarmclamps are improperly connected to battery



SL873

12 Volt Lithium Ion Accessory

Jump Starter Cable

- Built for jump starting motorcycle and power sports batteries when used with a Schumacher lithium ion jump starter.**
- Diode Box—monitors and protects against reverse charging
  - Weather-guard cap



AGM JUMP STARTERS

Be prepared with a Schumacher Portable Power Station. With jump starting and emergency power for camping, boating and tailgating, plus power for your mobile devices, there is a model for every need. Whether you are looking for a basic jump starter, a unit decked out with 12V and USB power, plus an air compressor, or something in between, you can find it in our lineup. Take it everywhere you go—power on demand, anywhere, anytime.

SJ1329

600 Peak Amp

Jump Starter and Portable Power

- Built for basic jump starting and providing 12V power for mobile electronics on the go.**
- Built-in light energy-efficient ultra-bright LEDs
  - 12V DC power port—for any device powered or charged by 12V power
  - LED indicators for status of internal battery
  - 8-gauge cables
  - Sure-grip clamps fit both top- and side-mount batteries



SJ1342

800 Peak Amp

Jump Starter and Portable Power

- For basic jump starting and 12V + USB power.**
- 12V power port
  - 2A USB port
  - Built-in ultra-bright light with on/off switch
  - LED indicators for internal battery status
  - Swivel AC plug
  - 6-gauge cables



SJ1331

800 Peak Amp

Jump Starter and Portable Power

- Built for basic jump starting and providing emergency power. Includes 150 PSI air compressor, 12V power port and USB port.**
- 12V power port
  - 2A USB port
  - 150 psi air compressor
  - Built-in ultra-bright light with on/off switch
  - LED indicators for internal battery status
  - 8-gauge cables





SJ13301000 Peak Amp  
Portable Power with Air Compressor

Built for premium jump starting and providing emergency power. Includes 150 PSI air compressor, 12V power port and USB port.

- 12V power port
- 2A USB port
- 150 psi air compressor with auto shut-off
- Built-in ultra-bright light with on/off switch
- LED indicators for internal battery status
- 6-gauge cables



SJ13281100 Peak Amp  
Jump Starter + Portable Power

Jump starter and 12V power for camping and emergencies.

- 12V DC power outlet
- Built-in charger—for automatic charging of internal battery
- Built-in 3-mode LED light
- LED indicators—for charging and status of internal battery
- 6-gauge cables



SJ13321200 Peak Amp  
Portable Power Station

Heavy-duty jump starter plus AC/12V/USB power. Includes air compressor and inflator.

- 400 Peak watt converter—two 120V AC outlets
- 150 PSI digital air compressor with pressure gauge
- High/Low inflator/deflator—for inflatable mattresses, pool rafts etc.
- 2A USB port—quickly charge all USB devices
- Built-in light—energy-efficient ultra-bright LEDs
- Digital display



SJ12891200 Peak Amp  
Portable Power Station

Built for heavy-duty jump starting and providing power on the go.

- 400 Peak watt converter
- 100 PSI automatic digital air compressor
- 4 port USB hub
- LED flex light
- Digital display—monitors charge level of internal battery and voltage of vehicle battery



BOOSTER CABLES

Having a sluggish vehicle battery can keep you from where you need to be, and Schumacher's line of booster cables will help start the battery power flowing again when you need it most. Our high amperage and extra long booster cables with strong contoured jaws for top or side terminal batteries can assist in starting everything from small vehicles to large trucks. Keeping a set of these cables around is a must in case of emergencies.

BC10150 Amp | 12 Ft Length | 10 Gauge  
Standard Power Booster Cables

Contoured jaw for use with top or side terminal batteries

- 12-foot hook-up: hood-to-hood
- Color-coded cables for easy polarity identification
- Heavy-duty spring for vise-like gripping power
- PVC-sleeved clamps protect against rust and corrosion
- Pressure-crimped connections for low resistance and best performance



BC8115 Amp | 16 Ft Length | 8 Gauge  
Advanced Power Booster Cables

Contoured jaw for use with top or side terminal batteries

- 16-foot hook-up flexibility: side-to-side, front-to-back
- Copper-clad aluminum cable for best conductivity and power transfer
- Color-coded cables for easy polarity identification
- Heavy-duty spring for vise-like gripping power
- Vinyl-coated clamps protect against rust and corrosion
- Pressure-crimped connections for low resistance and best performance



BC4250 Amp | 20 Ft Length | 4 Gauge  
Maximum Power Booster Cables

Contoured jaw for use with top or side terminal batteries

- 20-foot hook-up flexibility: hood-to-hood, side-to-side, front-to-back
- Copper-clad aluminum cable for best conductivity and power transfer
- Color-coded cables for easy polarity identification
- Heavy-duty spring for vise-like gripping power
- Vinyl-coated clamps protect against rust and corrosion
- Pressure-crimped connections for low resistance and best performance




BC1900 Amp | 25 Ft Length | 1 Gauge  
Extreme Power Booster Cables

Extreme heavy-duty jaw design for use with top or side terminal batteries

- 25-foot hook-up flexibility: hood-to-hood, side-to-side, front-to-back
- Flexible to -40°F for best conductivity and power transfer
- Color-coded cables for easy polarity identification
- Heavy-duty spring for vise-like gripping power
- Zinc-plated steel clamps—protect against rust and corrosion
- Pressure-crimped connections for low resistance and best performance







# PORTABLE POWER FEATURES



Lithium Ion Technology



AGM Technology—Lead-Acid Maintenance-Free



**Digital Display with On/Off button**  
easy-to-read display shows battery capacity and input/output



**2.4A USB Port**  
charge all USB devices, including smartphones and tablets



**12V DC Port**  
for 12V electronic devices or applications



**Built-In LED Light**  
energy efficient ultra bright LEDs



**Power Inverter**  
120V AC power - 2 outlets to power small appliances and electronics



**Schu Eco Energy**  
meets the highest industry standards for energy efficiency



PORTABLE POWER

# PORTABLE BACKUP POWER

**Power on-demand, ready for camping and tailgating or power outages.**

The Schumacher Portable Power Generator, a backup power system that can supply household electricity is an excellent alternative to a traditional generator. The unit is quiet and has no fumes or fuel, making it safe for indoor use. An excellent source of emergency power, or to power a tailgate event or campsite, the Portable Power Generator can run for 11 hours, powering a table lamp, TV, LED lights, a speaker and a laptop.

Built with either AGM batteries (SBP1) or advanced Lithium Ion-powered battery cells (SL1404), the Portable Power Generator has two 110V AC outlets, plus three USB outlets, and is capable of powering a small refrigerator for almost 24 hours, keep a laptop running for more than four days, or even power a TV for an entire day.

As a power source, it could recharge a typical cell phone 70 times, or recharge a laptop 17 times over.

The unit also includes a bright LED light that can flash an “S-O-S” signal.



SL1404750 Wh  
Silent Lithium Ion Portable Power Generator

Powered by a rechargeable lithium ion battery, it's the perfect back-up power source—an excellent alternative to a traditional generator.

- Rechargeable lithium ion battery
- 500W pure sine wave/2500W surge pulse
- Two 110V AC outlets
- Three USB ports 2.4A/2A/1A
- Bright 5-mode LED light



SBP1Storm 700  
Portable Power Generator

Quiet, with no fumes or fuel it is an excellent alternative to a traditional generator. It's powerful enough to run home appliances and power tools.

- 700W pure sine wave inverter
- Two 120V AC outlets
- Two 2.1A USB ports
- 12V DC outlet
- Scrolling digital display
- Retractable handle and compact wheels for easy storage



PORTABLE POWER ACCESSORIES

The accessory cable/adapter allows you to add supplementary battery power, extending the run time of your emergency back-up power system. Compatible with the SBP1 emergency back-up power system, the accessory cable/adapter keeps you better prepared for emergencies.

Don't forget your 50W portable solar panel for charging the SL1404. Designed for maximum portability, it's lightweight and small enough to fit in a backpack, and even has a convenient handle.

SAC-10912V Connector  
4-foot DC Male-to-Male

Provides power to recharge portable jump starters.

- Extendable cord allows flexible connection
- 4-foot straight cord
- Durable plugs for secure connection



SBPA1Accessory Cable  
for Storm 700 Back-Up Power System

Use to add supplementary battery power, extending run time of Emergency Back-Up Power System.

- Compatible with the SBP1 Emergency Back-Up Power System
- Simply connect to an external battery via the quick-connect port.
- Ring terminals connect to with an AGM-type deep cycle battery (with posts)



SA140550 Watt  
Monocrystalline Solar Panel

Charges the SL1404 Portable Power Generator. Portable and lightweight, it folds to fit in your backpack.

- 30-45V Rated Output Voltage for maximizing charging power and minimizing loss
- Designed specifically to charge Schumacher's SL1404
- 16-20 hrs to fully charge the SL1404 or DH139
- Durable and Water Resistant material
- 25 ft cable to allow extended reach and movement







# POWER CONVERTER FEATURES



**Digital Display with On/Off button**  
easy-to-read display shows battery voltage and input/output



**USB Port**  
charge all USB devices, including smartphones and tablets



**Color-Coded Clamps**  
easily connect directly to the battery



**Power Converter**  
120V AC power—to power small appliances and electronics



**LED Indicators**  
easily check the status of power and connections



**12V DC Adapter**  
plugs into vehicle's accessory outlet



POWER CONVERTERS

## POWER CONVERTERS

### Convert car battery power to AC household power.

These units convert your car battery's DC power to useable AC power to charge and power laptops as well as heavy-duty remote power tools and equipment. Easily connect a tablet or smartphone and fully charge them through the USB port. Wattage outputs range from 70-3000 watts.





**PC-6 70 Watt | 140 Peak Watt**  
Power Converter

**Converts 120V AC power to 12V DC power.**

- 6 Amp output
- Compact, portable design



**SI4 100 Watt**  
Mobile Power Converter

**90 Watt AC & 10 Watt USB power for mobile entertainment and electronics. Can be mounted in vehicle.**

- Flexible rubber strap for mounting in vehicle
- 3-foot remote power outlet cord
- Silent operation



**PI10Y 100 Watt**  
Mobile Power Converter

**100W mobile power outlet for mobile entertainment and electronics. Can be mounted in vehicle.**

- 2A USB ports—for powering portable devices
- Flexible rubber strap for mounting in vehicle
- Remote power outlet cord
- Silent operation



**SI1 140 Watt | 280 Peak Watt**  
Power Converter

**140W for mobile entertainment and electronics. Plugs directly into vehicle's accessory outlet.**

- AC outlet
- 2A USB port
- Swivel neck



**RF7101 140 Watt | 280 Peak Watt**  
Vehicle Power Converter

**Easy to use—plugs into vehicle's accessory outlet. Converts vehicle power to 120VAC household power.**

- Two 2.1A USB ports
- Swivel neck
- Surge protection against damaging current fluctuations
- Built-in, high-speed cooling fan



**XI14 140Watt | 280 Peak Watt**  
Power Converter

**140W for mobile entertainment and electronics. Plugs directly into vehicle's accessory outlet.**

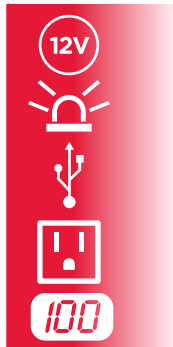
- 2A USB port—2x faster
- Swivel neck
- Surge protection—protects against damaging current fluctuations



**XI15 150 Watt | 300 Peak Watt**  
Power Converter

**150W for mobile entertainment and electronics. Fits in vehicle's cup holder.**


- 2A USB port
- AC outlet



**PID-410 410 Watt | 820 Peak Watt**  
Digital Power Converter

**Connects with 12V plug or clamps, features two 120V AC household outlets. For mobile entertainment and electronics.**

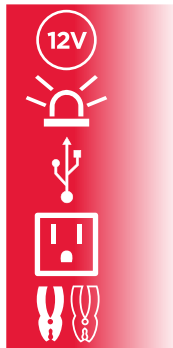
- Digital display—indicates voltage in, voltage out, power out
- USB port
- Built-in, high-speed cooling fan
- Thermal protection
- Surge protection
- Low battery alarm



**SI2 410 Watt | 820 Peak Watt**  
Power Converter

**For mobile entertainment and electronics. Connects to battery with clamps or plugs into vehicle's 12V outlet.**

- On/Off switch
- 2A USB port
- Two 120V AC outlets
- Thermal and surge protection



**XI41B 410 Watt | 820 Peak Watt**  
Power Converter

**For mobile entertainment and electronics. Plugs into vehicle's accessory outlet or connects directly to battery with clamps.**

- On/Off switch
- LED indicators
- 2A USB port—2x faster



**XI75B** 750 Watt | 1500 Peak Watt  
Power Converter

750W for tailgating and remote power tools.  
Plugs into vehicle's accessory outlet  
or connects directly to battery with clamps.

- 2A USB port
- 2 AC outlets
- On/Off switch and LED indicators



**SI3** 750 Watt | 1500 Peak Watt  
Power Converter

750W for tailgating and remote power tools.  
Plugs into vehicle's accessory outlet or connects  
directly to battery with clamps.

- 2A USB port
- 2 AC outlets
- On/Off switch and LED indicators



**XI75DU** 750 Watt | 1500 Peak Watt  
Digital Power Converter

750W for tailgating and remote power tools.  
Plugs into vehicle's accessory outlet or connects  
directly to battery with clamps.

- Digital display shows battery voltage, output voltage  
and output wattage
- 2A USB port
- 2 AC outlets



**PID-760** 760 Watt, 1520 Peak Watt  
Digital Power Converter

Connects with 12V plug or clamps, features two 120V AC  
household outlets. Ideal for mobile entertainment and electronics

- Digital display—indicates voltage in, voltage out, power out
- 2A USB port powers all USB electronic accessories
- Built-in, high-speed cooling fan
- Thermal protection
- Surge protection
- Low battery alarm



**PC-1000** 1000 Watt | 2000 Peak Watt  
Power Converter

1000W for tailgating and remote power tools.  
Connects directly to battery with ring terminals.

- Two NEMA 5-15 USA AC outlets
- 5V 2A USB port
- ON/OFF button
- LED Indicator
- Heavy-duty battery cables



**PC-1500** 1500 Watt | 3000 Peak Watt  
Power Converter

1500W for heavy-duty remote tools and equipment.  
Connects directly to battery with ring terminals.

- Two NEMA 5-15 USA AC outlets
- Two 5V 2A USB ports
- ON/OFF button
- LED Indicator
- Heavy-duty battery cables



**PC-2000** 2000 Watt | 4000 Peak Watt  
Power Converter

2000W for heavy-duty remote tools and equipment.  
Connects directly to battery with ring terminals.

- Three NEMA 5-15 USA AC outlets
- 5V 2A USB port
- ON/OFF button
- LED Indicator



**PC-3000** 3000 Watt | 6000 Peak Watt  
Power Converter

3000W for heavy-duty remote tools and equipment.  
Connects directly to battery with ring terminals.

- Four NEMA 5-15 USA AC outlets
- Two 5V 2A USB port
- ON/OFF button
- LED Indicator



POWER CONVERTERS





## BATTERY TESTER FEATURES

12V

tests 12V batteries

6V|12V

tests 6V/12V batteries

6V|12V|24V

tests 6V/12V/24V batteries

100

**Digital Display with On/Off button**  
easy-to-read display shows battery  
voltage and test results



**Durable Metal Load Tester**  
ventilated black enamel steel case  
up to 1000 CCA



**Color-Coded Clamps**  
easily connect directly  
to the battery



**Touch button Interface**  
easily touch and toggle through  
test settings and results



**LED Indicators**  
easily check the status of power  
and connections



**12V DC Port**  
test your battery through 12V DC port



BATTERY TESTERS

## BATTERY TESTERS

**Experience the most advanced testing technology.**

Test your batteries, starting systems and charging systems with this range of testers. The battery tester lineup includes everything from advanced digital testing equipment to simple load testers and voltmeters. Easy to use and read, keeping you informed on the conditions of your batteries and important systems.



# BAF-M2 Battery Monitor

Instant monitoring of battery and charging system.  
Mount display on dashboard for constant monitoring.

- Plugs into 12V automotive outlet
- LED warning lights alert you when your battery or charging system is not functioning properly
- Detects problems with the alternator, diode and any variance of more than 0.8 volts
- Digital display indicates electrical voltage of your battery



# BT55U 6 Volt | 12 Volt | 24 Volt Battery/Alternator Tester

For testing battery state of charge and charging system output.

- Accurate, easy-to-read LCD screen
- Two LED indicators
- Over-voltage protection
- Reverse polarity protection



# BT-100 6 Volt | 12 Volt Battery Tester

100A 12V and 50A 6V load tester and voltmeter.

- 6 and 12V batteries up to 1000 CCA
- Rubber insulated handle for comfort and safety
- Durable, ventilated black enamel steel case
- Test load, battery condition, starter motor draw and complete charging system diagnosis



# BT175 12 Volt Digital Battery Tester

For testing 12V batteries and charging systems.  
Has operating range of 100-1200 CCA (SAE).

- Checks the battery, starting and charging systems with digital accuracy
- Digital display guides you through the testing process and shows voltage and CCA
- LEDs indicate OK, OK & Recharge, Recharge & Retest, Weak, Bad Battery and Error
- For 12V SLI and VRLA/AGM/GEL batteries
- Accepts rating types CCA, CA, EN, IEC, DIN and SAE




# BTF-250 12 Volt Battery/Alternator Tester

Digital hand-held tester for battery and charging systems.

- Microprocessor controlled—for an easy and accurate load test
- Bright, 3-color, LCD digital display—indicates both voltage and test results
- Unique 5-step design—indicates OK, OK & Recharge, Recharge Battery, Recharge & Retest and Bad Cell
- Error LED indicates reverse hook-up







## WORK LIGHT FEATURES



WORK LIGHTS



Lithium Ion Technology

LITHIUM ION



Replaceable AAA or AA batteries



LED Charging Level Indicators



SMD Technology (Surface Mount Device)



COB LED Technology (Chip On-Board)



Cree High-Performance LED



Color Rendering Index Rated



Color Match—Accurately Match Color For Bodywork



Magnetic Base or Rear



Unique ball joint Enables 360 Degree Swivel and Tilt



Compact Pen Shape Design



Green LED Beam



Red LED Beam



Motion Sensor Activation



Hat Clip



Belt / Pocket Clip



180 Degree Swivel



Swivel Hook



Torch Light



USB Power Pack

## WORK LIGHTS

**Use the most advanced LED technology on your next project.**

Keep your work area illuminated, these lights feature different color, magnets and hooks to free your hands, swiveling heads to aim it where you need it and various lumens to fulfill your lighting needs. Having light readily available at your pocket is ideal in most shops and garages. These work lights have you covered with pocket clips and hooks. Plus, the penlight is extra lightweight and the adjustable magnetic pocket clip allows for hands-free use. All of these lights either have advanced rechargeable lithium-ion batteries or replaceable batteries and a bonus torch light on the ends of most lights



**SL189** 120 Lumen 12V  
Rechargeable LED Torch

Perfect to keep in vehicle for emergency lighting.

- Plugs directly into vehicle's 12V outlet for recharging
- High, Low and Flash settings



**SL197U** 150 Lumen 15-LED  
Rechargeable Magnetic Work Light

Perfect for lighting up toolboxes, cabinets and work stations. Sliding magnetic brackets rotate 180°.

- Attaches to any ferrous metal surface
- Sliding magnetic brackets rotate 180°
- 15 SMD LEDs, 6500K, 80+ CRI
- PC lens protects user's eyes
- Rechargeable lithium ion battery – 3.7V, 2.2Ah



**SL222R** 150 Lumen LED  
Rechargeable Work Light + Magnetic Torch

180° swivel stand with magnetic base for easy operation.

- 150 Lumen COB LED work light and 50 lumen torch
- Pull out swivel hook and belt clip
- Power level LED indicator



**SL223R** 180 Lumen LED  
Rechargeable Pocket Penlight

180° magnetic swivel clip allows more placement options and security.

- 180 Lumen COB LED main light
- 65 Lumen top torch
- ABS plastic



**SL157** 170 Lumen LED  
5-in-1 Travelers Emergency Tool

Perfect tool to keep on hand for emergencies.

- 2W COB LED work light
- 1W directional light
- 16 LED safety light
- Hammer for breaking glass
- Seat belt cutter



**SL887** 170 Lumen LED  
Head Lamp with Motion Sensor

Hands-free 3W LED head torch producing up to 170 Lumen. Motion sensor function allows user to switch on and off with ease.

- Three light settings: High (170 lm), Low (50 lm) and Flashing
- Lamp head swivels to direct light where needed
- Adjustable headband
- Battery powered by 3 x AAA (not included)



**SL207R** 250 Lumen LED  
Head Lamp with Multiple Light Patterns

Dual button to switch between multiple light patterns: flood light, beam light and red or green safety lights

- 250 Lumen flood light; 200 Lumen beam (high); 60 Lumen beam (low)
- Lamp head swivels to direct light where needed
- Can be used with adjustable headband or clip for hat or belt
- Power supply: 3 x AAA batteries (not included)



**SL26R,G,B** 200 Lumen LED  
Mini Lithium Ion Cordless Work Light

Unique ball joint enables 360° swivel and tilt.

- Available in red, green and black
- End-mounted super-strong magnet
- Swivel hook
- 1 watt torch function
- Rechargeable lithium ion battery





SL876U

250 Lumen LED  
Lithium Rechargeable Flex Light

Super flexible light is impact and water-resistant.  
Beam-focusing system with spotlight or wide area options.

- Cree® XPG High-Performance LED
- Two light settings: 250 Lumen high light | 125 Lumen low light
- Magnetic base

LITHIUM ION

Cree® LED

LED

Cree® is a registered trademark of Cree, Inc.



SL28R,G,B, BA, CF

300 Lumen 360° LED  
Cordless Work Light + Magnetic Torch

Unique ball joint enables 360° swivel and tilt. Super strong magnet and swivel hook allow hands-free operation.

- Available in red, black, green, brushed aluminum and carbon fiber
- 5 super-bright SMD LEDs
- End-mounted super-strong magnet
- Swivel hook
- 1 watt torch function

LITHIUM ION

SMD LED















SL158

300 Lumen 360° LED  
Cordless Work Light + Magnetic Torch

Unique ball joint enables 360° swivel and tilt.  
Super strong magnets and swivel hooks allow hands-free function.

- 7 super-bright SMD LEDs
- 3W torch function
- One end-mounted and two rear super-strong magnets
- Two swivel hooks

LITHIUM ION

SMD LED













SL235R

340 Lumen LED  
Rechargeable Work Light + Magnetic Torch

Has 180° swivel stand with magnetic base for easy operation. Has pull out swivel hook and belt clip.

- 340 Lumen work light, 150 lumen torch
- Dimmer Switch
- Soft touch finish

LITHIUM ION

COB LED

















SL194

360 Lumen 5W LED  
Rechargeable Head Lamp with Motion Sensor

Motion sensors allow hands-free use.

- High and low settings for up to 6 hours of use
- 5W Cree® XPG LED
- Adjustable headband and lamp head
- 2000 mAh rechargeable lithium ion battery

LITHIUM ION

Cree® LED



Cree® is a registered trademark of Cree, Inc.



SL360RU, BU, GU

400 Lumen 360° LED  
Lithium Ion Work Light

Unique ball joint enables 360° swivel and tilt. Super strong magnets and swivel hooks allow hands-free operation.

- Available in green, red and black
- 10 super-bright SMD LEDs
- High-powered 3W directional torch
- 2 swivel hooks and 3 magnets
- Rechargeable lithium ion battery

LITHIUM ION

SMD LED















SL136R

400 Lumen 360° LED  
Color Match Cordless Work Light

Helps accurately match colors and identify bodywork imperfections.  
Super strong magnet and swivel hook allow hands-free operation.

- Color rendering index of 95 provides closest match to daylight
- Super-bright COB LED light source gives an even and constant spread of light
- Built-in fan for longer bulb life
- Unique ball joint enables 360° swivel and tilt

LITHIUM ION

COB LED















SL137RU, GU, BU

600 Lumen 360° Plus LED  
Cordless Lithium Ion Work Light

Unique ball joint enables 360° swivel and tilt.  
Super strong magnets and swivel hooks allow hands-free function.

- Available in green, red and black
- Two rechargeable lithium ion batteries for longer operation
- 16 Super-bright SMD LEDs
- High-powered 3W directional torch

LITHIUM ION

SMD LED



















**SL184RU, GU, BU** 600 Lumen 360° LED  
Slim Inspection Lamp + Magnetic Torch

Unique ball joint enables 360° swivel and tilt.  
Super strong magnetic base with folding hook allows hands-free function.

- Available in green, red and black
- Dimmable work light switch
- 16 Super-bright SMD LEDs



**SL176R** 1000 Lumen 15W COB LED  
Under-the-Hood Work Light

Specially designed for under-the-hood use.  
COB covered with PC lens for eye protection.

- Lamp heads rotate, to allow flexible spread of light
- Each 5W LED lamp provides up to 400 Lumens
- 360-minute life (three lamps)
- 840-minute life (single lamp)
- Four 2600mAh rechargeable Lithium Ion batteries



**SL886RU** 600 Lumen 6W COB LED  
Rechargeable Work Light + Magnetic Base

Portable work light features unique and innovative 360°swivel and tilt  
magnetic base and adjustable swivel hook.

- Available in two light settings to control brightness
- 600 Lumen high and 300 Lumen low
- Up to 180 minutes run time
- Aluminum and ABS housing
- Battery: 18650 type Li-ion 3.7V 2600mAh



**SL167** 600 Lumen 10W COB LED  
Rechargeable Floodlight

Ideal for electricians, contractors and DIYers.  
180° swivel and tilt for easy positioning.

- Die-cast aluminum housing with tubular steel framed stand
- Four strong foam covered magnets on base
- CRI rating: 70



**SL27R, G, B** 1000 Lumen LED  
Cordless Work Light

Ideal for electricians, contractors and DIYers.  
Weatherproof for outdoor use.

- Available in black, green and red
- 30 Super-bright SMD LEDs
- 180° swivel head for desired lighting angle
- 4000 mAh rechargeable lithium-ion battery
- IP54 Rated



**SL175RU** 3000 Lumen 360° SMD LED  
Rechargeable Portable Work Light

Unique and innovative ball joint enables 360° swivel and tilt,  
allowing light source to be positioned in any direction.

- 72 x 0.5W SMD LED, up to 3000 lumens
- 5V 2.1A USB output for charging electronics
- Aluminum housing with steel stand





**SL879U** 1200 Lumen LED  
Floor Lamp with Replaceable Battery

Floor lamp with optional accessories:  
Magnetic Stand, Tripod Stand, Removable battery.

- 15W COB LED, up to 1200 Lumens
- Stepless dimmer mode
- Aluminum body
- Removable battery pack
- Rechargeable 18650 Lithium Ion battery: 7.4V—4Ah



**SL879 WORK LIGHT ACCESSORIES**

**SA881U** Magnetic Stand

High impact construction  
with strong magnetic base.

- Adjustable stand with magnetic base
- Easily slides into battery pack



**SA880U** Replaceable  
Battery Pack

Extends operating time.

- 4000 mAh, 7.4V Rechargeable Li-ion 18650 battery
- 2-5.5 hours run time
- 4.5-5.5 hours charging time
- Slides into place in seconds



**SA882U** Tripod Stand

Can be used with one or two SL879U work lights.

- Adjustable lamp head allows for flexible spread of light, illuminating the whole work area.
- Head swivel easily slides into battery pack
- Adjustable tripod height—extends up to 4.9 feet



**ROAD FLARES**

Schumacher's rechargeable and battery-operated LED road flares are great to have on hand in emergencies. Mount it right on your vehicle with the super-strong magnet—it can be seen from half a mile away. Safely place it on the road—it's sturdy enough to drive over. Nine distinct flash patterns can bring help fast. Recharging is easy, with the included AC and car chargers. You'll want several of these!

**SL159** Rechargeable Lithium Ion LED  
Road Flare/Warning Light

Provides high visibility in emergencies.

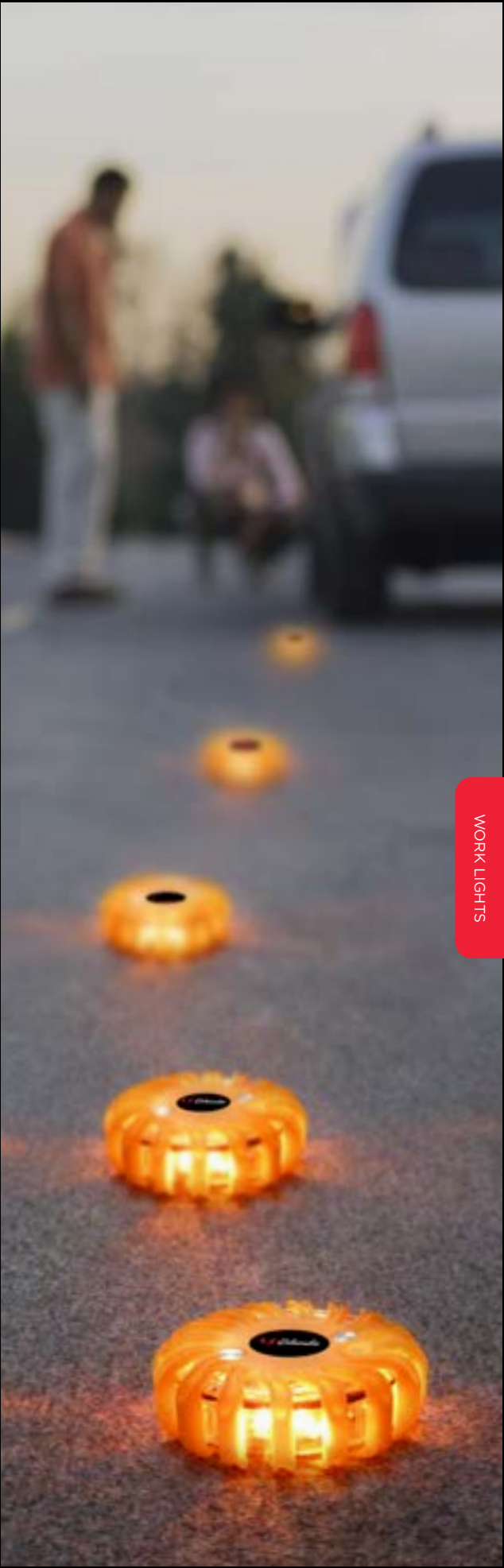
- 16 bright LEDs
- 360° range with 0.5 mile visibility
- 9 distinct flash patterns
- Super strong rear magnet
- High-impact plastic housing
- IP67 rating
- Rechargeable 800 mAh  
Lithium-Ion Battery
- Up to 12 hrs run time



**SL160** LED Road Flare/Warning Light

Boasts high visibility for early warning against danger.  
Has 9 distinct warning patterns.

- 4-LED flashlight
- 12-LED emergency light
- 360° range
- 9 distinct flash patterns
- Super strong rear magnet
- High-impact plastic housing
- IP67 rating
- Floatable
- Requires 3 AAA batteries  
(not included)



WORK LIGHTS





## SCHULINK FEATURES



**Fully Automatic Battery Charger/Maintainer**  
keeps stored lead-acid batteries charged,  
charges and maintains small batteries



**Scrolling Digital Messaging**  
easy-to-read, animated display provides  
step-by-step instructions to properly charge  
your battery



**Hook Attachment**  
hang outside the work area  
for safety and convenience



**Microprocessor Controlled**  
multi-stage charging for added  
precision, safety and battery life



**Auto-voltage Detection**  
automatically detects  
6 or 12 volt batteries



**Connects to Home Wireless network**  
automatically connects  
to wireless network



**Works with SchuLink+ App**  
simply download the app from store



**Bluetooth**  
Easy and fast Bluetooth pairing



**"Connect It & Forget It" All Season**  
monitors & maintains the battery when fully  
charged. Resumes continuous charging when  
battery becomes discharged



**Schu Eco Energy**  
meets the highest industry standards  
for energy efficiency



## SCHULINK

### Wirelessly monitor and control your charger from any location.

These items allow you to wirelessly monitor, charge and test your vehicle all from your phone or tablet. With a few swipes and taps you can achieve peace of mind about your battery and charging system. Schumacher Electric's innovative Schulink+ app easily syncs your 3 Amp Connected Charger to your smartphone or tablet. The 3 Amp Connected Charger/Maintainer is Fully Automatic Microprocessor Controlled and easy to set up: "Connect it and forget it".

The connected charger features innovative technology, such as auto-voltage detection, multi-stage charging and quick connectability. Experience the most advanced charging technology.





**SA1345**    **SchuLink+ Wireless Battery Smart Monitor**

Allows you to check battery condition from your phone or tablet. Alerts user when battery needs charging or replacement.


- Works with SchuLink+® App (iOS 9.0 or later/Android 5.0 or later)
- When connected to wireless network, view battery condition from any location
- Displays charging current and voltage when connected to Schumacher SC1366 charger



**SC1366**    **3A 6V/12V Wireless Smart Charger/Maintainer**

Wirelessly monitor and control charging from any location. Monitors charging status, modes and more.


- Use with SchuLink+® App and your wireless network
- Scrolling digital display
- Convenient hook attachment
- Quick connectors



**SC1344**    **3A 6V/12V Wireless Smart Charger/Maintainer**

Wirelessly monitors charging status, modes and more. Allows you to oversee and control charging from any location.

- Use with SchuLink+® App and your wireless network
- Scrolling digital display
- Convenient hook attachment
- Quick connectors



**SBT1**    **International Wireless 6V/12V Battery and 12V/24V System Tester**

Allows you to perform battery and system tests wirelessly from your phone or tablet. Performs Battery Test, System Test, Start-Stop Test and EV Battery Test.

- Easy and fast Bluetooth® pairing. Works with SBT1 SchuLink™ app, which includes eight language settings
- Email or text test results – stores 2,000 test records
- Test batteries with as little as 1.5V
- 3 LED indicators (Blue: Connected, Green: Power, Red: Trouble)



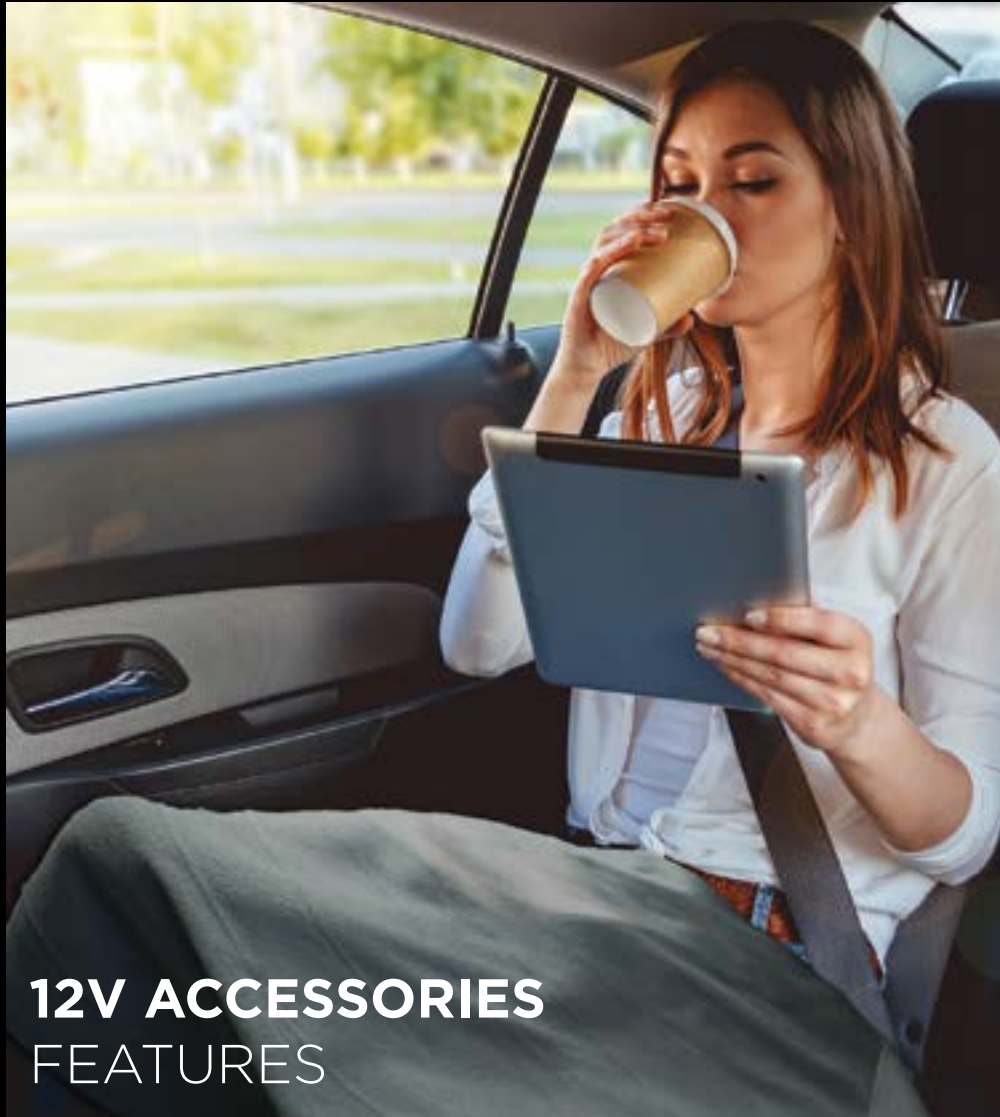
**SDT1**    **Wireless Diagnostic Tool and Tester**

Advanced diagnostic tool uses wireless technology for speedy and accurate micro load testing. Features a touch screen. Can read OBDII Diagnostic Trouble Codes.

- Provides a 32-foot wireless range
- For 6V and 12V automotive batteries and 12V/24V charging/starting systems
- Battery/Oil Light Reset
- Easy to use interface in English, Spanish or French
- Integrated video training and user manual







# 12V ACCESSORIES FEATURES



**USB Port**  
charge all USB devices, including smartphones and tablets



**LED Indicators**  
easily check the status of power and connections



**12V DC Port**  
Connect to any 12V outlet



## 12V ACCESSORIES

### Accessories for professional drivers and travelers.

Schumacher Electric's dynamic line of 12 volt products provide the creature comforts required by today's professional drivers and travelers. From fans to warming blankets, food coolers and warmers, to power supply and safety devices, Schumacher's 12V products turn vehicles into a home away from home. Brew coffee and heat food, power up the laptop and keep the phone charged, nap under a warm blanket and cool off in the hot summer months with an oscillating fan. From season to season and state to state, Schumacher's travel-friendly products keep you moving comfortably towards your destination.



**1222U 12V Heated Blanket**

Ideal for traveling in cars, trucks or RVs and roadside emergencies.

- Comfort Polar Fleece material
- Makes a great seat warmer
- 1.5 m cord (5 ft.)
- 150 cm x 110 cm (43" x 59")



12V

**SA874U 12V Wet/Dry Car Vacuum**

Great for traveling in cars, trucks or RVs.  
Can be used for wet and dry messes.

- Suction Power: 3.2 kPa/0.46 psi
- Dust Capacity: 400 ml/13.5 oz
- Liquid Capacity 150 ml/5 oz
- Washable container and filter



12V

**SA875 12V Mountable Fan**

Ideal for cooling in cars or trucks.

- On/Off switch
- Adjustable fan and base
- 6 ft cord (1.8288 m)



12V

**SA877 12V Heated Lap Blanket**

Ideal for cold weather traveling, roadside emergencies  
and tailgating.

- Comfort polar fleece material
- 1.625 m cord (64")
- 70 cm x 110 cm (27.56" x 43")



12V

**1229 12V Coffee Maker**

Fully featured mini coffee maker for coffee on the go, anytime.  
Ideal for trucks and RVs.

- Holds 10 cups
- Anti-drip valve
- Boil dry protection



12V

**1228 12V Stainless Steel Travel Mug**

Keeps beverages hot or cold. Great for travel or tailgating.

- Stainless steel body
- Safety lid prevents spills
- Fits in standard cup holders



12V

**1225 150 Watt Ceramic Defroster and Heater**

Ideal for cold weather travel.  
Defrosts and defogs windows in seconds.

- Adjustable mounting bracket
- Fan and heater switch
- Warmth in less than 2 minutes



12V

**1224 235 Watt | 150Watt Ceramic Heater and Fan**

Provides instant heat even in the coldest conditions.  
Ideal for cold weather travel.

- Temperature control—fan and heater switch
- 150 or 235 watt switch
- Adjustable mounting bracket



12V

**1216 15 Amp Power Converter**

Converts 110-120V AC to 12V DC power  
to use with 12V products.

- Use 12V products at home, in the office or hotel



12V

**1214 12V Electronic Saucepan**

Ideal for traveling and using in trucks, campers,  
boats and RVs. Warms up meals or makes popcorn  
anytime with 12V power.

- Cooks and warms to 150°C/302°F
- Easy to clean
- Insulated handle
- Inline safety fuse



12V



**1213 12V Vacuum Cleaner**

**Ideal for traveling and using in trucks, campers, cars, SUVs and RVs. Portable and powerful vacuum cleaner.**

- High-powered motor
- Two attachments
- Reusable fabric dust bag
- Includes: 3 ft. hose, rotating brush and crevice tool



12V

**1211 12V Spotlight**

**Rechargeable halogen spotlight with ultra-bright, energy-efficient LED light.**

- Heavy-duty aluminum case
- 2 million candle power
- Formed comfort handle



12V

**129 12V Battery Guard/2-Outlet**

**Turns one 12V outlet into two while protecting your battery from getting too low. Up to 10 amp current draw.**

- Auto power cut off to protect low vehicle battery
- Green LED indicator shows proper unit function
- Swivel DC plug
- Built-in 10 amp fuse



12V

**128 12V 3 Cup Coffee Maker**

**Fully featured mini coffee maker holds 3 cups of coffee. For coffee on the go, anytime.**

- Anti-drip valve
- Boil dry protection
- On/Off Switch



12V

**127 12V Beverage Heater**

**2.5 cup capacity. Perfect for camping, vacations or long rides. Warms coffee, tea or soup in 10 minutes.**

- Boils water in 20 minutes
- Internal LED light
- Includes an adjustable metal hanger
- 6 Ft. cord



12V

**126 12V 23 Liter Cooler and Warmer**

**Perfect for keeping your lunch warm or cooling your beverages on the road in your car, truck, RV or boat.**

- Heavy-duty carrying handle
- 7 ft. DC adapter cord
- Cord storage compartment



12V

**125 12V Chrome Fan**

**Keeps you cool and comfortable or defogs your car, truck, bus, RV or boat.**

- 2 speeds for maximum airflow
- Durable metal construction
- Adjustable base



12V

**123 10 ft. Cooler Replacement Cord**

**For use with model 126, 12V Cooler and Warmer.**

- Extra long 10 foot cord
- Straight fused



12V

**122 12V Turbo Fan**

**Keeps you cool and comfortable or defogs your car, truck, bus, RV or boat.**

- Variable speed control
- Flexible arm for multiple positioning
- Heavy-duty mounting clamp



12V

**121 12V Oscillating Fan**

**Provides cool comfort for miles on the road. Oscillating motion helps increase air circulation in your vehicle.**

- Quiet and durable
- Tilt adjustments
- Portable or permanent mounting
- For ventilation or defogging



12V





## FARM & RANCH FEATURES

12V

charges 12V batteries

6V|12V

charges 6V/12V batteries

12V|24V

charges 12V/24V batteries



**Fully Automatic Battery Charger/Maintainer**  
keeps stored lead-acid batteries charged,  
charges and maintains small batteries

AUTO

**Scrolling Digital Messaging**  
The easy-to-read, animated display provides  
step-by-step instructions to properly charge  
your battery



**Hook Attachment**  
hang outside the work area  
for safety and convenience



**Microprocessor Controlled**  
multi-stage charging for added  
precision, safety and battery life

AVD

**Auto-voltage Detection**  
automatically detects 6 or 12 volt batteries



**Float-mode Monitoring**  
automatically maintains optimum battery charge



**Engine Start**  
powerful enough for starting SUVs and trucks



**Reverse Hook-up Protection**  
helps protect battery and charger from damage



**Start/Stop Button**  
simply press the button  
to start or stop charging



**Charges compatible battery types**  
standard, AGM, Gel & deep-cycle batteries



**“Connect It & Forget It” All Season**  
monitors & maintains the battery when fully  
charged. Resumes continuous charging when  
battery becomes discharged



**Schu Eco Energy**  
meets the highest industry standards  
for energy efficiency



## FARM & RANCH

### Built for heavy-duty farm equipment.

The growing Farm and Ranch market hasn't gone unnoticed by manufacturers and retailers. That's why Schumacher has created an expanded line of battery chargers, jump starters and power inverters with special features and packaging that appeals to our rural customers. New additions include battery maintainers for vehicles in storage, chargers suitable for most charging applications, as well as heavy-duty chargers with engine starting capability. Jump starters range from 800 to 1200 peak amps and feature DC power, lights and USB ports. Several models also include an air compressor.




FR01333

1.5A 6V/12V  
Fully Automatic On-Board Battery Maintainer

Specially designed for maintaining batteries and vehicles in storage, and cold weather battery maintenance.

- Approved for under-the-hood mounting
- Quick and easy attachment anywhere, including fender wells and battery trays
- Rugged molded plastic case resists gasoline, oil, water, solvents & acid
- Includes double-sided adhesive and cable tie for mounting (mounting bracket sold separately)



FR01334

2A 6V/12V  
Fully Automatic Maintainer/Charger

Maintains all small and large batteries kept in storage, ideal for power sport, car and boat batteries.

- Quick-connect harness—attaches connector in seconds
- Charging status LED indicator
- Three quick-connectors for easy hook up



FR01236

2A/6A 6V/12V  
Fully Automatic Maintainer/Charger

6A Charger, 2A Maintainer for basic charging applications and rugged use.

- Charging status LED indicator
- Heavy-gauge steel case with powder-coated finish



FR01237

6A<>2A/10A/50A 12V  
Fully Automatic Charger/Engine Starter

50A Engine Starter powerful enough for starting cars, SUVs, and small trucks. Built with a rugged case.

- 10A Boost
- 6A<>2A Charge/Maintain
- Monitors and maintains the battery when fully charged. Resumes continuous charging when the battery becomes discharged
- Heavy-gauge steel case with powder-coated finish



FR01242

10A 6V/12V  
Fully Automatic Battery Charger

Designed for for most charging applications. Easy to use—automatically maintains optimum battery charge.

- 3A Maintain
- LEDs indicate Power On, Charging Status, Reversed Clamps and Bad Battery



FR01235

6A<>2A/30A/100A 6V/12V  
Fully Automatic Charger and Engine Starter

For advanced diagnostic testing, engine starting and charging.

- 100A Engine Start | 30A Boost | 6A<>2A Charge/Maintain
- Battery and alternator tester—provides charge level and helps diagnose electrical problems
- Wrap cleats—provide convenient cord storage
- Built with a rugged case



FR01335

6A<>2A/40A/200A 6V/12V  
Fully Automatic Battery Charger/Engine Starter

200A (12V) & 150A (6V) Engine Starter powerful enough for SUVs, trucks and large engines. Built for heavy-duty farm equipment.

- 40A Boost—quickly brings deeply discharged battery back to life
- Scrolling digital display, LED indicators and push-button controls
- Start/Stop interface
- 12-foot reach, 6-gauge output cables





**FR01336** 6A<>2A/50A/250A 6/12V  
Wheeled Charger/Engine Starter

**250A (12V) & 125A (6V) Engine Starter powerful enough for SUVs, trucks and large engines. Built for heavy-duty farm equipment.**

- 50A Boost—quickly brings deeply discharged battery back to life
- 6A<>2A Charge/Maintain
- Start/Stop interface
- Digital display, LED indicators and push-button controls
- 12-foot reach, 6-gauge output cables with heavy-duty, color-coded clamps



**FR01239** 800 Peak Amp  
Jump Starter and Portable Power Source

**Designed for basic jump starting and powering mobile devices.**

- Built-in LED light with on/off switch
- Portable power—12 Volt accessory outlet + 2A USB Port
- Sure-grip clamps fit both top- and side-mount batteries
- 8 gauge cables stay flexible in cold weather



**FR01240** 1000 Peak Amp  
Jump Starter and Portable Power  
with Air Compressor

**Premium power for jump starting vehicles in emergencies and charging mobile electronics. Features built-in 150 PSI air compressor.**

- Built-in LED light
- On/Off rocker switches for light and air compressor
- 12 Volt accessory outlet + 2A USB Port
- Battery status LEDs indicate when battery is charged or needs charging
- 8 gauge cables stay flexible in cold weather



**FR01241** 1200 Peak Amp  
Jump Starter and Portable Power Source

**Maximum power for emergency jump starting and charging mobile electronics.**

- Built-in LED light
- Heavy-duty 6-gauge cables with spark-resistant clamps that fit both top- and side-post batteries
- 12 Volt accessory outlet + 2A USB Port
- Battery status LEDs indicate when battery is charged or needs charging
- Maintenance-free, sealed lead-acid battery—store unit in any position



**FR01337** 1200 Peak Amp  
Portable Power Station  
with Air Compressor

**1200 PA engine starter. Maximum power— works with V8 engines, 4-10 cylinders. Features 100 PSI automatic digital air compressor.**

- 4 USB port hubs to charge all USB devices—2X faster charging
- 12V DC power outlet—provides up to 54 hrs of power for electronic devices
- 400 Watt peak converter, 200 Watt continuous—120 VAC power
- LED flex light
- Automatic digital air compressor with auto shut off



**FR01374** 1200 Peak Amp  
Jump Starter and Portable Power Source

**200 Peak Amp engine starter. Maximum power—works with V8 engines, 4-10 cylinders. Features 150 PSI air compressor.**

- (2) 12V power ports
- (2) 120V AC outlets
- 2A USB port
- Built-in LED light
- 150 PSI air compressor
- Air inflator/deflator







## DSR PROSERIES FEATURES



12V

charges 12V batteries

6V|12V

charges 6V/12V batteries

12V|24V

charges 12V/24V batteries



**Fully Automatic Battery Charger/Maintainer**  
keeps stored lead-acid batteries charged,  
charges and maintains small batteries

AUTO

**Scrolling Digital Messaging**  
The easy-to-read, animated display provides  
step-by-step instructions to properly charge  
your battery



**Hook Attachment**  
hang outside the work area  
for safety and convenience



**Microprocessor Controlled**  
multi-stage charging for added  
precision, safety and battery life

AVD

**Auto-voltage Detection**  
automatically detects  
6 or 12 volt batteries



**13.6V Service mode**  
maintains a stable voltage at 13.6V and prevents  
discharged batteries during service or when  
sitting idle in a showroom.



**Massive Engine Starting Power**  
powerful enough for starting SUVs,  
trucks and large engines



**Heavy-Duty Retractable Handle**  
for compact storage



**Start/Stop Button**  
simply press the button  
to start or stop charging



**Flash Reprogramming**  
Power supply for consistent and stable power at  
OEM specific voltage up to 70 Amps continuous,  
100 Amps peak.



**Memory Saver Mode**  
12V DC port connection for maintaining  
or saving vehicle settings while changing battery



**Schu Eco Energy**  
meets the highest industry standards  
for energy efficiency

## DSR PROSERIES

**Built for Professionals.**

Designing products for today's professional requires manufacturers of technical tools and equipment to identify the current and future needs of the new generation of technicians and the technologies they service. DSR provides a never-ending commitment to produce the best products possible and technical capabilities that are already two steps into the future. DSR products are designed with commercial-grade, heavy-duty construction and have patented, state-of-the-art charging, testing and safety technologies built in for ease of use and functionality. With patented microprocessor controlled technology and Thermal Runaway Protection, DSR products feature the latest in engineering design and technology. Select models charge standard, AGM, gel and deep-cycle batteries for industrial, automotive, power sport, RV, lawn and garden, and farm and ranch equipment.



**DSR117 10A 12V**  
Battery Charger with Service Mode

Fully automatic, microprocessor-controlled ProSeries Rapid Charger.

- LED Indicators—show charging status
- Hook Attachment—allows unit to hang safely outside the work area
- 13.6V Service mode—maintains a stable voltage at 13.6V and prevents discharged batteries during service or when sitting idle in a showroom.



**DSR118 6V/12V 125 Amp**  
Battery Charger with Engine Start

125A Engine Start—powerful enough for SUVs, trucks and large engines. Designed for rugged use—high-impact molded case with built-in cord management—rustproof and non-conductive.

- 15<>40A Boost Mode/6A<>2A Charge
- Service Mode - maintains a stable voltage at 13.6V and prevents discharged batteries during service or when sitting idle in a showroom
- Scrolling Digital Display
- Battery Tester—provides charge level and helps diagnose electrical problems
- 125A Clamps with copper cable—for top- and side-mount battery posts



**DSR134 6V/12V 60 Amp**  
Fast Charger

Fast charger with 4 distinct charging modes. Rugged construction—powder-coated heavy-duty steel case for durability.

- Patented “Thermal Runaway” Protection
- Start/Stop Interface and LED Scrolling Display
- Zero Start—Starts charging at 0.0 volts
- Recovery Setting
- Reverse polarity, overcharge and short circuit protection
- 4GA Ultra-Flexible Cables



**DSR137 6V/12V 30 Amp**  
Fast Charger

Designed for most battery types—standard, AGM, gel cell and LiFePO4. Features 4 distinct charging modes—including service and recovery.

- Service Mode—maintains a stable voltage at 13.6V and prevents discharged batteries during service or when sitting idle in a showroom.
- Recovery Setting—to automatically recover and charge severely discharged batteries.
- Patented “Thermal Runaway” Protection
- Zero Start—Starts charging at 0.0 volts.
- Start/Stop Interface and LED Scrolling Display
- Reverse polarity, overcharge and short circuit protection



**DSR125 6V/12V**  
4 Bank Battery Charger

Four Charging Banks—each fully automatic and microprocessor controlled. Capable of charging 4 different batteries at the same time.

- Separate digital display for each bank
- Dual-bank charging—for large batteries, connect two banks to the same battery
- Multiple battery type settings—separate standard, AGM and lithium settings to assure a complete charge
- Safe-start, reverse polarity, short circuit, overcharge and thermal runaway protection
- Fan-cooled for durability and peak performance



**DSR127 6V/12V**  
8 Bank Battery Charger

Completely independent, fully automatic, microprocessor-controlled charging banks—charge 8 different size batteries at the same time.

- Separate digital display for each bank
- Multi-stage charging algorithm
- Charger automatically selects from 2 to 12 amps output per bank
- Eight detachable 6 foot cables with 75 Amp, color-coded clamps
- Heavy-duty, fan-cooled steel case for durability and peak performance
- Recovery Mode - to recover sulfated Standard and AGM batteries.



**INC100 12V 100A**  
Flash Reprogrammer/Power Supply with Battery Support

Up to 100 Amp power supply maintains stable voltage under varying loads during major vehicle ECU reprogramming and diagnostic work.

- Exchangeable power cord to accommodate different regional users
- Dual temperature controlled cooling fans
- Durable aluminum case
- Adjustable mounting brackets for easy installation to most shop vehicle lifts
- Flash Reprogram Function
- Mode button to select between Service and Boost modes.



**DSR119 12V 1800 Peak Amp**  
Jump Starter + DC Power Source

ProSeries 1800 Peak Amp Jump Starter for starting vehicles in emergencies. Features compact, durable and corrosion-proof polypropylene case.

- 280 CA; 225 CCA
- LED indicators—for charging and status of internal battery
- Heavy-duty clamps fit both top and side-mount batteries
- 4-Gauge, 28" flex performance cable
- 12 Volt accessory outlet with overload and short-circuit protection
- Maintenance-free, sealed lead-acid battery allows storage in any position





**DSR128** 12V 2000 Peak Amp  
Lithium Ion Jump Starter + USB Ports

Heavy-duty performance for jump starting. Dual 2.1A USB ports for charging USB devices, including smartphones, mp3 players and tablets.

- Professional grade, dual Lithium Iron Phosphate batteries
- Scrolling digital display
- Built-in protection against overcurrent, short-circuit, overload, overvoltage and overcharge.
- Rugged construction and professional clamps with ergonomic grips.
- 4-gauge, 20-inch cables



**DSR114** 12V 2200 Peak Amp  
Jump Starter with USB Port and DC Power

ProSeries 2200 Peak Amp Jump Starter delivers powerful performance for starting vehicles in emergencies.

- 525 CA; 350 CCA
- High Output AGM Battery for 12V Systems
- On/Off Switch
- 2.1A USB Port—for powering or recharging portable electronic devices
- 2 Amp External Automatic Charger
- 12 Volt DC Power Outlet



**DSR115** 12V/24V 4400 Peak Amp  
Jump Starter with USB and DC Power

ProSeries 4400 Peak Amp Jump Starter delivers powerful performance for starting vehicles in emergencies.

- Two (2) High Output AGM Batteries for 12V and 24V Systems: 750/475 CA; 525/350 CCA
- Digital Display—displays internal battery percent of charge
- On/Off Switch
- 2.1A USB Port—for powering or recharging portable electronic devices
- 2 Amp External Automatic Charger
- 12 Volt DC Power Outlet



**DSR116** 12V 2250 Peak Amp  
Jump Starter + Power Inverter + USB Port

ProSeries 2250 Peak Amp Jump Starter delivers powerful performance for starting vehicles in emergencies.

- 525 CA; 350 CCA
- 400 Watt Power Inverter—dual 110V AC outlets.
- On/Off Switch—for the power inverter and USB port
- 2.1A USB Port—for powering or recharging portable electronic devices
- 2 Amp External Automatic Charger
- 12 Volt DC Power Outlet



**PROSERIES HYBRID JUMP STARTERS**

These professional jump starters use powerful ultracapacitors to start any vehicle. They can easily and quickly precharge from the vehicle's battery residual voltage, from a running engine, or via the 12V cigarette-lighter socket of another vehicle.

Powerful enough to jumpstart Gas and Diesel Engines.

Ultracapacitors have an almost infinite lifespan and can be used in extreme temperature conditions (-40°C to 65°C) without effect on their performance. They are autonomous, maintenance-free and do not require permanent charging.

**DSR108** 450 Amp  
Ultracapacitor Batteryless Jump Starter

Professional jump starter uses powerful ultracapacitor to start any vehicle. For gasoline & diesel engines.

- 100% maintenance-free
- 10,000 cycle/10-year lifespan
- Built-in voltmeter
- Override mode to start engine without any battery mounted
- Glow Mode for cold start of diesel engine
- Short circuit and reverse polarity protection
- 3 Ways to charge: connect clamps to vehicle's battery; to vehicle's 12V DC port; or connect to a power bank via Micro USB port



**DSR109** 800 Amp  
Ultracapacitor Batteryless Jump Starter

Professional jump starter uses powerful ultracapacitor to start any vehicle. For gasoline & diesel engines.


- 100% maintenance-free
- 10,000 cycle/10-year lifespan
- Built-in voltmeter
- Override mode to start engine without any battery mounted
- Glow Mode for cold start of diesel engine
- Short circuit and reverse polarity protection
- 3 Ways to charge: connect clamps to vehicle's battery; to vehicle's 12V DC port; or connect to a power bank via Micro USB port



**DSR132** 12V 1200 Peak Amp  
Ultracapacitor/Lithium Ion Hybrid Jump Starter

Maintenance-free, suitable for gasoline and diesel engines. Ease of use with the most modern technology makes this jump starter a must-have.

- Capacitor 3V 850F x 5 PCS
- Lithium Ion Battery 11.1V / 2200mAh
- 900A Cranking Amps
- 3 ways to recharge: connect clamps to vehicle's battery; to vehicle's 12V DC port; or lithium ion back-up battery





**DSR131 6V/12V 250 Amp**  
ProSeries Battery Charger/Engine Starter

Professional wheel charger powerful enough for SUVs, trucks and large engines

- 2A<>6A Charge Maintain
- 50A Boost—quickly brings deeply discharged battery back to life
- 250A 12V and 125A 6V Engine Start
- Start/Stop interface
- Digital display, LED indicators and push-button controls
- 12-Foot reach, 6-gauge output cables
- Heavy-duty 300a color-coded clamps
- Auto voltage detection
- Reverse hook-up protection



**DSR121 12V 250 Amp**  
ProSeries Battery Charger/Engine Starter

Professional wheel charger powerful enough for SUVs, trucks and large engines. Charges standard, AGM and Gel and deep-cycle batteries

- 4A Maintain | 15A Fast Charge
- 25<>50A Boost—quickly brings deeply discharged battery back to life
- 250A Engine Start
- Safe for outdoor use
- Start/Stop interface
- Digital display, LED indicators and push-button controls
- Extra-long output cables—17 ft. total reach
- Retractable handle



**DSR122 6V/12V 275 Amp**  
ProSeries Battery Charger/Engine Starter

Professional wheel charger with Flash Programming and Memory Saver mode, powerful enough for SUVs, trucks and large engines.

- 4A Maintain | 15A Fast Charge
- 20<>60A Boost
- 275A 12V and 125A 6V Engine Start
- 65A Flash Reprogram mode
- Memory Saver mode—for saving vehicle settings while changing the battery. Memory saver cable included
- Safe for outdoor use
- Start/Stop interface
- Digital display, LED indicators and push-button controls
- Extra-long output cables—17 ft. total reach
- Retractable handle



**DSR123 12V/24V 250 Amp | 150 Amp**  
ProSeries Battery Charger/Engine Starter

Professional wheel charger powerful enough for SUVs, trucks and large engines.

- 4A Maintain | 15A Fast Charge
- 10<>30A/10<>50A Boost
- 250/150A Engine Start
- Safe for outdoor use
- Start/Stop interface
- Digital display, LED indicators and push-button controls
- Extra-long output cables—17 ft. total reach
- Reverse hook-up protection
- Retractable handle



**DSR124 6V/12V/24V 330 Amp | 300 Amp | 250 Amp**  
ProSeries Battery Charger/Engine Starter

Professional wheel charger with Flash Programming and Memory Saver mode, powerful enough for SUVs, trucks and large engines.

- 4A Maintain | 15A Fast Charge
- 30<>80A Boost
- 300/330/250A Engine Start
- 70A Flash Reprogram mode
- Memory Saver mode—for saving vehicle settings while changing the battery. Memory saver cable included
- Safe for outdoor use
- Start/Stop interface
- Digital display, LED indicators and push-button controls
- Extra-long output cables—17 ft. total reach
- Retractable handle
- Memory saver cable included



**DSR104 12V/24V 10000/5000 Peak Amp**  
ProBooster with Wheels

Reliable, powerful wheeled booster made for intensive professional use, in all circumstances—car, truck, boat, construction equipment, industrial generator, tractor or aircraft.

- 12V: 1050 Cranking Amps | 80 Cold Cranking Amps | 10000 Peak Amps
- 24V: 850 Cranking Amps | 530 Cold Cranking Amps | 5000 Peak Amps
- Durable Roto-Mold casing—resistant to shocks and everyday uses
- Extra long, high-strand, double insulation cable with heavy-duty clamps
- Durable wheels for portability
- Built-in voltmeter—accurate and illuminated
- 8A 120V AC external automatic charger
- Auxiliary connector for other specific cables, i.e. NATO plug, longer cables or clamps
- Reverse polarity alarm
- Replaceable fuse, with spare







**BATTERYCHARGERS.COM**

©2020 SCHUMACHER ELECTRIC CORPORATION